

Overvoltage Protection
ProTec T2-ADV 4+0
Class II • Type 2 • Type 1CA



Location of Use: Sub-Distribution Boards
 Network Systems: TN-S
 Mode of Protection: L-PE, N-PE
 IEC/EN/UL Category: Class II / Type 2 / Type 1CA
 Housing: Pluggable Design
 Compliance: IEC 61643-11:2011
 EN 61643-11:2012+A11:2018
 UL 1449 5th Edition

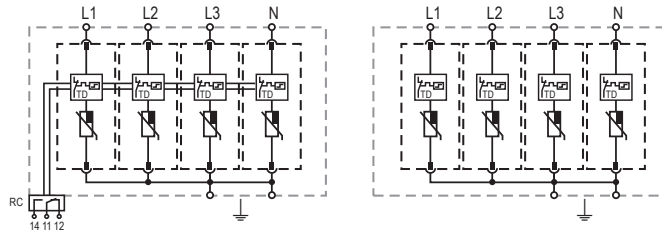
Technical Data

ProTec T2-ADV-xxx-4+0(-R)		150	300	350	480
IEC Electrical					
Nominal AC Voltage (50/60Hz)	U_o / U_n	120V	240V	277V	400V
Maximum Continuous Operating Voltage (AC)	U_c	150V	300V	350V	480V
Nominal Discharge Current (8/20 μ s)	I_n	20 kA	20 kA	20 kA	20 kA
Maximum Discharge Current (8/20 μ s)	I_{max}	50 kA	50 kA	50 kA	50 kA
Voltage Protection Level	U_p	1000V	1300V	1700V	2000V
Response Time	t_A	< 25 ns			
Overcurrent Protection (max)		160A gG			
Short-Circuit Current Rating (AC)	I_{SCCR}	50 kA			
TOV Withstand 5s	U_T	229V	337V	403V	581V
TOV 120min	U_T	229V	442V	528V	762V
	mode	Withstand	Safe Fail	Safe Fail	Safe Fail
Number of Ports		1			
UL Electrical					
Maximum Continuous Operating Voltage (AC)	MCOV	150V	300V	350V	480V
Voltage Protection Rating	VPR	600V	900V	1200V	1500V
Nominal Discharge Current (8/20 μ s)	I_n	20 kA	20 kA	20 kA	20 kA
Short-Circuit Current Rating (AC)	SCCR	200 kA	150 kA	200 kA	200 kA
Additional Electrical Parameters - Standard (Tests performed within Raycap testing laboratory only)					
Residual Voltage at 5 kA (8/20 μ s)	U_{res}	700V	1000V	1300V	1600V
Overcurrent Protection (min)		80A gG			
Additional Electrical Parameters - Extended (Additionally tested by VDE)					
Short-Circuit Current Rating (AC)	I_{SCCR}	100 kA			
Overcurrent Protection (max)		160A gG			
Mechanical & Environmental					
Operating Temperature Range	T_a	-40 °F to +185 °F [-40 °C to +85 °C]			
Permissible Operating Humidity	RH	5%...95%			
Altitude (max)		13123 ft [4000m]			
Terminal Screw Torque	M_{max}	40 lbf-in [4.5 Nm]			
Conductor Cross Section (max)		2 AWG (Solid, Stranded) / 4 AWG (Flexible) 35 mm ² (Solid, Stranded) / 25 mm ² (Flexible)			
Mounting		35 mm DIN Rail, EN 60715			
Degree of Protection		IP 20 (built-in)			
Housing Material		Thermoplastic: Extinguishing Degree UL 94 V-0			
Thermal Protection		Yes			
Operating State / Fault Indication		Green Flag / Not Green Flag			
Remote Contacts (RC)		Optional			
RC Switching Capacity		AC: 250V/1A, 125V/1A; DC: 48V/0.5A, 24V/0.5A, 12V/0.5A			
RC Conductor Cross Section (max)		16 AWG (Solid) / 1.5 mm ² (Solid)			

Internal Configuration

Legend

- L Line Conductor Terminal
- N Neutral Conductor Terminal
- ⏏ PE/G Conductor Terminal
- RC Remote Contacts Terminal (Optional)
- TD Thermal Disconnect



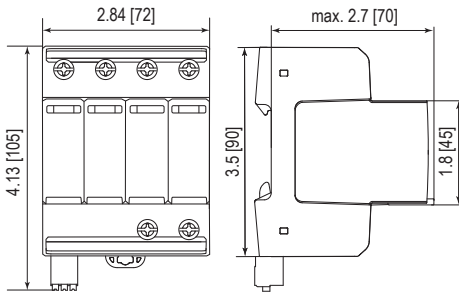
ProTec T2-ADV-xxx-4+0(-R)

Order Information

Order Code	150	300	350	480
ProTec T2-ADV-xxx-4+0	59.0236	59.0238	59.0240	59.0242
ProTec T2-ADV-xxx-4+0-R (with remote contacts)	59.0237	59.0239	59.0241	59.0243
ProTec T2-ADV-xxx-P (plug)	59.0203	59.0204	59.0205	59.0206

Dimensions & Packaging

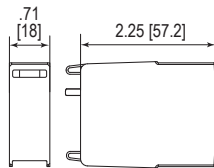
inches [mm]



Complete Unit

ProTec T2-ADV-xxx-4+0		150	300	350	480
Weight	pounds	1.087	1.148	1.192	1.236
	grams	493	521	5411	561
ProTec T2-ADV-xxx-4+0-R					
Weight	pounds	1.106	1.168	1.212	1.256
	grams	502	530	550	570
DIN 43880 Dimension		4 TE / 2.84" [72]			
Packaging Dimensions (HxWxL)		4.3 x 4.5 x 13.8" [109 x 115 x 352 mm]			
Standard Order Quantity		4 Units			

Spare Plug



Single Unit

ProTec T2-ADV-xxx-P		150	300	350	480
Weight	pounds	.127	.143	.154	.165
	grams	58	65	70	75
DIN 43880 Dimension		1 TE / .71" [18]			
Packaging Dimensions (HxWxL)		3.2 x 4.5 x 12" [83 x 116 x 305 mm]			
Standard Order Quantity		24 Units			